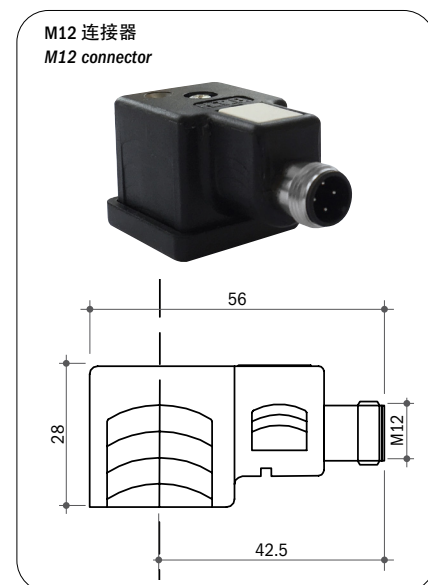
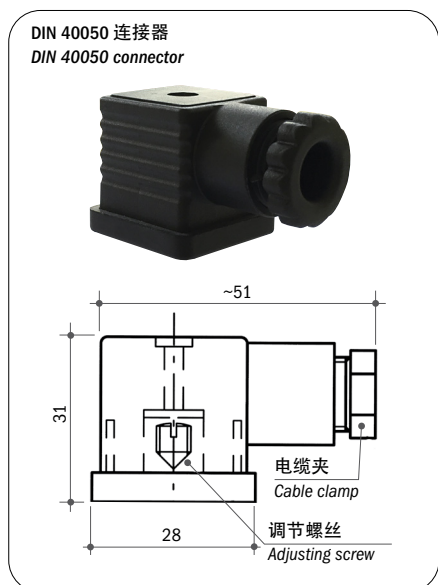


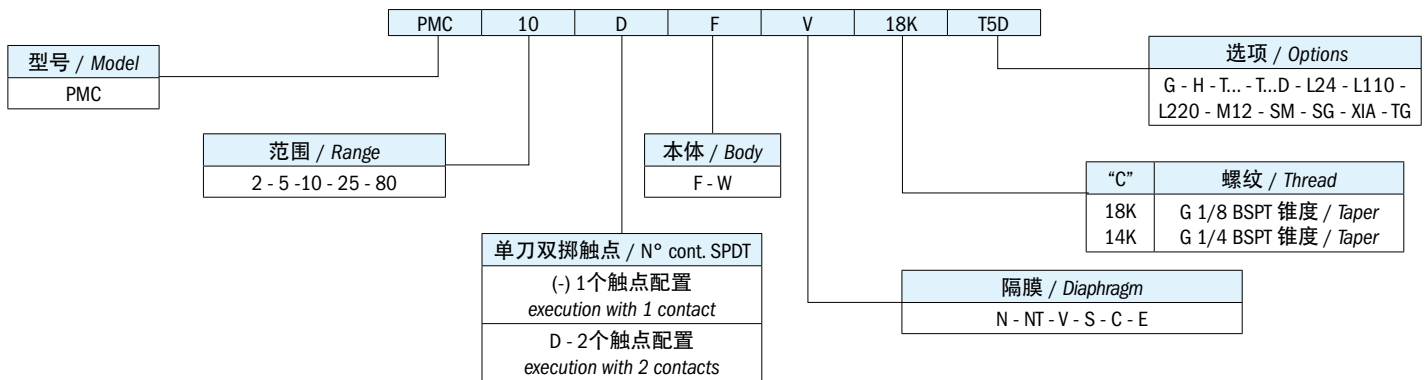
最大电压	250 Vac	Max. voltage	250 Vac
工作电压	220 Vac	Working voltage	220 Vac
电流	3A (电阻性), 2A (感性)	Current	3A (resistive), 2A (inductive)
电触点	单刀双掷	Electrical contacts	SPDT
最大循环速率 - 膜片	100/1'	Max. cycle rate - diaphragm type	100/min.
防护	IP 65 - DIN 40050 见第8页	Protection	IP 65 - DIN 40050 see page 8
连接器	PG09 - DIN 43650	Connector	PG09 - DIN 43650
本体材料	阳极氧化铝	Body material	Anodized aluminium
25°C时的最大固定滞后	设定点的30% (或满程量的10%)	Max. fixed hysteresis at 25°C	30% of set-point (or 10% F.S.)

### 可用电气连接 / AVAILABLE ELECTRICAL CONNECTIONS

#### 防护等级 IP 65 / IP 65 PROTECTION



### 如何订购 / HOW TO ORDER



### 订购信息 / ORDERING INFORMATION

PMC...	带单刀双掷触点的活塞式压力控制器	PMC...	Pressure switch with SPDT contacts
PMC...D	带2个单刀双掷触点的活塞式压力控制器	PMC...D	Pressure switch with 2 SPDT contacts
法兰材料 Ch 30 (见一般规格)	F 镀锌钢	Flange material 30 AF (see general specifications)	F Zinc plated steel
可用膜片/垫圈	W 所有型号均可按需配置AISI不锈钢	Available diaphragm/seal	W S.s. 316 on request for all models
	N 丁腈橡胶 (标准) (-5°C 到 +90°C)		N NBR (standard) (-5°C to +90°C)
	NT 氯化丁腈橡胶 (-25°C 到 +140°C)		NT HNBR (-25°C to +140°C)
	V 氟橡胶 (-5°C 到 +90°C)		V FKM (-5°C to +90°C)
	S 硅胶 (-30°C 到 +120°C)		S Silicone (-30°C to +120°C)
	C 氯丁橡胶 (-10°C 到 +90°C)		C Neoprene (-10°C to +90°C)
	E 三元乙丙橡胶 (-20°C 到 +110°C)		E EPDM (-20°C to +110°C)
可用螺纹	18K G 1/8 BSPT 锥度	Available threads	18K G 1/8 BSPT taper
	14K G 1/4 BSPT 锥度		14K G 1/4 BSPT taper
选项	G 用于低电流的镀金触点	Options	G Gold-plated contacts for low current
	H 微动开关为 10 A		H Microswitch for 10 A
	T... 调节向上设定点到所需值 (例如: 2 bar)		T... Set-point rising to the required value (ex. T2 rising set-point adjustment at 2 bar)
	T...D 调节向下设定点到所需值 (例如: 5 bar)		T...D Set-point falling to the required value (ex. T5D falling set-point adjustment at 5 bar)
	L24 LED 连接器 24 V		L24 Connector with LED 24 V
	L110 LED 连接器 110 V		L110 Connector with LED 110 V
	L220 LED 连接器 220 V		L220 Connector with LED 220 V
	M12 带M12连接器		M12 Connector with M12
	SM 压力传感缓冲器		SM Snubber for pressure picks
	SG 脱脂应用于氧气		SG Degreased for applications with oxygen
	XIA 本安配置 - 通过 ATEX Ex ia IIC T6/T5/T4 Ga 和 IECEx Ex ia IIC T6/T5/T4 Ga 认证		XIA XIA execution - Certified ATEX Ex ia IIC T6/T5/T4 Ga and IECEx Ex ia IIC T6/T5/T4 Ga
	TG 气体应用测试		TG Tested for applications with gas

### 一般规格 / GENERAL SPECIFICATIONS

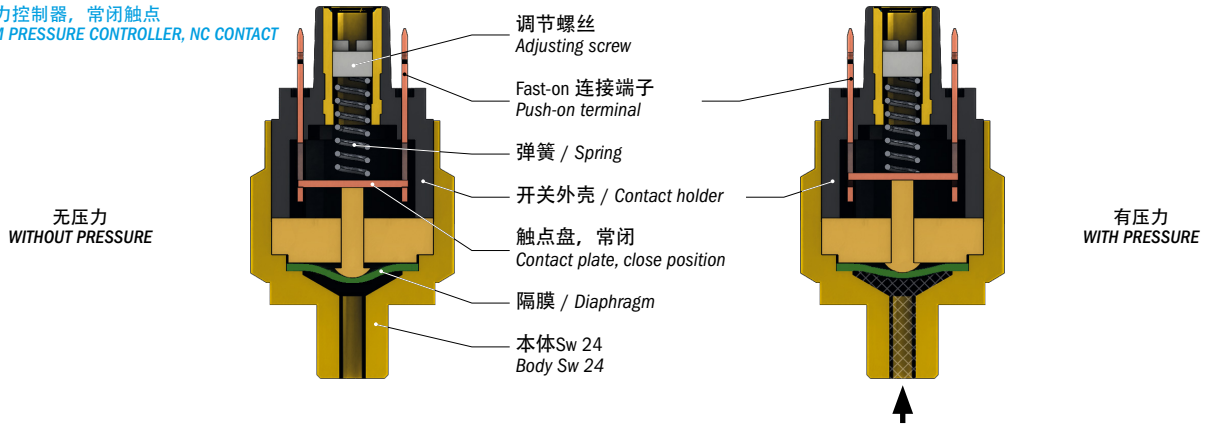
型号 MODEL	调整的相对压力范围 ADJUSTMENT RELATIVE PRESSURE RANGE bar	尺寸 DIMENSIONS mm			25°C 时公差 TOLERANCE AT 25°C bar	最大静压 MAX. STATIC PRESSURE bar	配置 EXECUTION
		A	B	D			
PMC 2	0.2 - 2	44	10	75	± 0.15	350	膜片 Diaphragm
PMC 5	0.5 - 5				± 0.2	350	
PMC10	1 - 10				± 0.3	350	
PMC25	5 - 25				± 0.5	350	
PMC80	25 - 80				± 1.0	350	

Elettrotec保留未经事先通知更改产品技术数据或暂停生产的权利。该压力控制器触点受到强烈冲击或震动时可能会被损坏。用户有责任对我们的产品是否适合特定应用进行测试，例如，材料的兼容性测试。仅在现场试验中得到证实的使用才是适当的。该样本中的技术信息基于产品开发过程中的测试和经验值的积累，他们可能并不适用于所有情况。

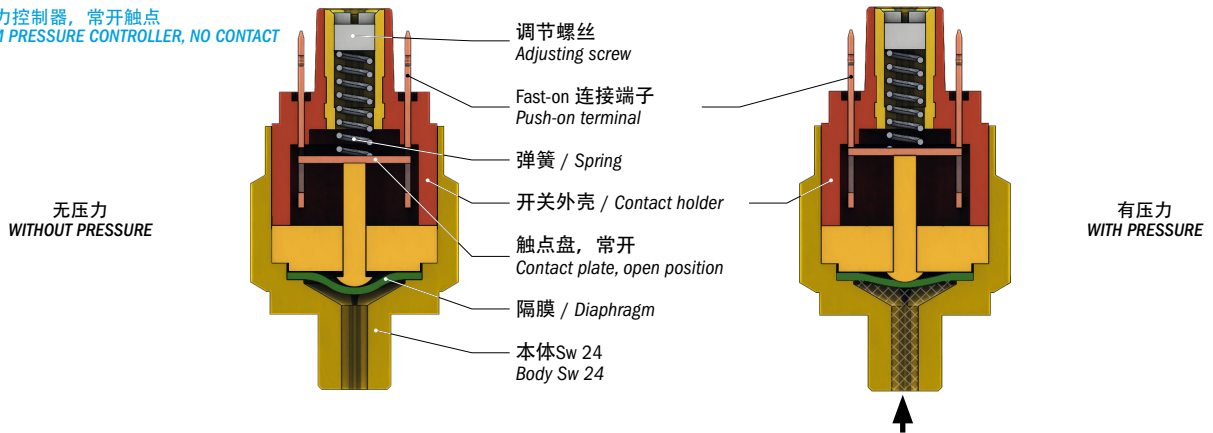
Elettrotec reserves the right to technical data of change to the products or halt production without prior notice. The pressure controller contacts can be damaged when subject to strong shocks or high vibration. It is the responsibility of the user to test the suitability of our products for the particular application, for example, the verification of material compatibility. The use may only be appropriate if proven in field tests. The technical information in this catalogue are based on tests made during product development and based on empirically gathered values. They may not be applicable in all cases.

# 常规技术参数 GENERAL TECHNICAL DATA

隔膜式压力控制器，常闭触点  
DIAPHRAGM PRESSURE CONTROLLER, NC CONTACT



隔膜式压力控制器，常开触点  
DIAPHRAGM PRESSURE CONTROLLER, NO CONTACT



建议紧固力矩 / RECOMMENDED TIGHTENING TORQUES

黄铜 / Brass		镀锌钢 Zinc plated steel		316不锈钢 / S.s. 316	
螺纹 Thread	建议紧固力矩* Recommended tightening torque Nm	螺纹 Thread	建议紧固力矩* Recommended tightening torque Nm	螺纹 Thread	建议紧固力矩* Recommended tightening torque Nm
R18	17	R18	22	R18	24
18K	17	18K	22	18K	24
18NPT	17	18NPT	22	18NPT	24
5/8UNF	30	5/8UNF	40	5/8UNF	45
R12	40	R12	55	R12	60
R14	25	R14	35	R14	40
14K	25	14K	35	14K	40
14NPT	25	14NPT	35	14NPT	40
M10	18	M10	25	M10	30
M12	23	M12	32	M12	35
10K	18	10K	25	10K	30
34K	50	34K	70	34K	80

电气触点分类 / ELECTRICAL CONTACTS APPLIED













触点材料 / Contacts			DIN-EN-60947-5-1 标准 Standard DIN-EN-60947-5-1	IEC60617电气符号 Symbol IEC 60617
NO	NO 常开 NO normally open	单刀单掷 SPST	X	
NC	NC 常闭 NC normally closed	单刀单掷 SPST	Y	
SC	SC 可切换 CO change over (snap action)	单刀双掷 SPDT	C	

\* 不适当的扭矩可能会影响开关的机械寿命。相关法规以多种方式表达。通过改变用于制造开关本体的材料类型，也将改变紧固扭矩。

\* Improper torque may affect the mechanical life of the switch. The relevant legislation has been expressed in various ways. By varying the type of material used to make the switch body, will also vary the tightening torque.

# 压力控制器 / PRESSURE CONTROLLERS

## 电气保护 ELECTRIC PROTECTIONS

		PMN	PMM	PM250	MS	PS	PSM PSP	PMC PMC...D	PPC PPCF	PPC...D PPCF...D	PML	PPL	PSK	MPS	PHP	PHC
<b>页 / Page</b>		9	11	13	15	15	17...24	25	27	27	29	29	31	33	35	37
电气保护IP54 <i>IP 54 electric protection</i>	保护帽1 CAP. 1 	●	●	●											●	
	保护帽10 CAP. 10 	●	●												●	
	保护帽12 CAP. 12 						●									
	保护帽16 CAP. 16 				●	●								●		
	保护帽30 CAP. 30 															●
	保护帽31 CAP. 31 															
电气保护IP65 <i>IP 65 electric protection</i>	保护帽3 CAP. 3 	●	●	●											●	
	保护帽13 CAP. 13 				●	●										
	DIN 40050 连接器 <i>DIN 40050 connector</i> 						●	●	●	●	●	●	●	●	●	
电气保护IP67 <i>IP 67 electric protection</i>	保护帽14+飞线+连接器 <i>CAP. 14 + flying leads + connector</i> 	●		●	●	●									●	
	M12连接器 / M12 connector 				●	●	●	●	●	●	●	●	●	●		
	Deutsch接头 													●		

## 电气数据 ELECTRIC DATA

		PMN	PMM	PM250	MS	PS	PSM PSP	PMC PMC...D	PPC PPCF	PPC...D PPCF...D	PML	PPL	PSK	MPS	PHP	PHC
电源 / <i>Power supply</i>	12 Vac/dc	●	●	●	●	●	●	●	●	●	●	●	●	●	●	●
	24 Vac/dc	●	●	●	●	●	●	●	●	●	●	●	●	●	●	●
	48 Vac/dc	●	●	●	●	●	●	●	●	●	●	●	●	●	●	●
	110 Vac/dc			●	●	●	●	●	●	●	●	●	●	●	●	●
	220 Vac/dc			●	●	●	●	●	●	●	●	●	●	●	●	●
	250 Vac/dc			●	●	●	●	●	●	●	●	●	●	●	●	●
最大电流 / <i>Max. current</i>	< 30 mA	●	●	●	●	●	●	●	●	●	●	●	●	●	●	●
	0.5 A	●	●	●											●	
	3 A							●	●	●	●	●	●			●
	4 A															●
	6 A				●	●	●									
	7 A													●		
	8 A															●
	10 A							●	●	●	●	●	●	●		
15 A															●	
镀银触点 / <i>Silver plated contacts</i>		●	●	●	●	●	●	●	●	●	●	●	●	●	●	●
镀金触点 / <i>Gold plated contacts</i>		●	●	●	●	●	●	●	●	●	●	●	●	●	●	●
固定复位差 / <i>Fixed hysteresis</i>		●	●	●	●	●	●	●	●	●	●	●	●	●	●	●
可调复位差 / <i>Adjustable hysteresis</i>							●									
本体 Ch 24 / <i>Body 24 AF</i>		●	●	●	●	●					●	●		●	●	
本体 Ch 27 / <i>Body 27 AF</i>							●									

ELETTROTEC保留未经事先通知更改产品技术数据或暂停生产的权利。该压力控制器触点受到强烈冲击或震动时可能会损坏。用户有责任对我们的产品是否适合特定应用进行测试，例如，材料的兼容性测试。仅在现场试验中得到证实的使用才是适当的。该样本中的技术信息基于产品开发过程中的测试和经验值的积累，他们可能并不适用于所有情况。

Elettrotec reserves the right to technical data of change to the products or halt production without prior notice. The pressure controller contacts can be damaged when subject to strong shocks or high vibration. It is the responsibility of the user to test the suitability of our products for the particular application, for example, the verification of material compatibility. The use may only be appropriate if proven in field tests. The technical information in this catalogue are based on tests made during product development and based on empirically gathered values. They may not be applicable in all cases.